


FORMED TO PERFORM



YOUR GUIDE TO A QUALITY ROOF

 **GERARD**
Roofing Designed to Endure

THE ROOF KIWIS ARE PROUD TO CALL OUR OWN

Inspired with the vision of a better way of roofing, Gerard's story of innovation began when we developed the world's first pressed steel roofing panel, right here in New Zealand. And we haven't stopped since. With our eyes firmly on the future, we're constantly improving our products to ensure the roofs of today meet the needs of tomorrow. From design aesthetics to energy efficiency, to even the installation process itself, we're always trying to do things better – for the home, for the home-owner, and for the planet. No wonder Gerard's roofs have been embraced by 127 countries around the globe.





Cover and this page
Profile: CF Shake
Colour: Charcoal Blend
Location: Northland, New Zealand
Architect: Arcline Architecture Ltd

LIGHTER AND TIGHTER FOR GREATER SAFETY

A Gerard roof is made up of individual steel panels tightly locked together to form a single structural unit. This innovative design creates a high strength-to-weight ratio, making Gerard roofs safe and secure against almost anything nature serves up.

Profile: Shake
Colour: Charcoal
Location: Waikato, New Zealand
Installed by: Cooke Roofing

Fire-safe

Should a fire break out, significant danger comes from flying embers finding their way into the roof space of a house. But Gerard's roof panels are securely interlocked together, making them among the most fire-safe roofs available. Gerard profiles are approved for use in Australia's highest bush fire zone (BAL-FZ).

Shake-resistant

For earthquake-prone regions, a Gerard roof is an especially good option. A heavyweight concrete tile roof for the average home can weigh around 10 tonnes, but a Gerard steel panel roof can weigh just one tonne.

Cyclone-proof

The interlocking panels of a Gerard roof have been proven to withstand wind lifting forces equivalent to wind speeds of 350kph (stronger than a Category 3 tropical cyclone*).



*Testing conducted by James Cook University, Townsville, Australia

WITHSTANDS THE HARSH THREATS

Even when it's bucketing down outside,
you can be confident that under a Gerard
roof, your home will stay warm and dry.



Profile: Shake
Colour: Charcoal
Location: Auckland, New Zealand

Performs well in the worst downpours

The flashings and fixings on Gerard roofs are designed to keep the weather out, come what may. The roof is warranted to resist bad weather for up to 30 years*, and unlike traditional concrete or clay tiles, a Gerard steel panel won't crack and let water through.

*See back cover



Safe in devastating hailstorms

The golf-ball sized hailstones that pummelled Timaru in 2019 became New Zealand's costliest weather event this century. Hail can do immense damage to slate, clay and concrete tile roofs – but Gerard's steel panel roofs have the highest possible rating for impact resistance.



LONG LASTING IN TOUGH ENVIRONMENTS



Gerard roof panels are coated with a special aluminium and zinc alloy, providing up to eight times the corrosion resistance of alternative steel roof coatings.

Colour that defies the elements

The stone and ceramic pigments of our textured finish panels inherently resist fading and discolouration. Our satin finish panels have a lightfast paint coating that's twice as thick as on most corrugated metal roofing.



Good in the cold

Gerard roofs are impervious to snow, frost or ice. Their high strength-to-weight ratio means with proper design, they can easily withstand heavy snow loadings. Some clay and concrete tile roofs allow snow to be blown beneath the tiles into the roof cavity, where it causes significant damage. But Gerard's roof panels securely lock together so that no snow can enter the roof space.



Above
 Profile: Senator
 Colour: Ashwood
 Location: Kanifushi, Maldives



CHOOSE A GREENER ROOF



A Gerard roof is the environmentally friendly choice. It's a responsibility we're extremely conscious of, which is why we are New Zealand's first roofing manufacturer to be awarded ISO 14001 environmental accreditation. It's the reason Gerard was selected for one of the first Homestar 10 rated homes in New Zealand.





Profile: Senator
Colour: Ravine
Location: Canterbury, New Zealand
Architect: Bob Burnett Architecture
Installed by: PlaceMakers SFI

Less framing needed

A steel roof requires much less framing support than concrete tiles – saving you thousands in framing materials and labour costs.

Safer for drinking water

Water collected from a Gerard roof is clean and completely safe for drinking and other household purposes. In fact, it goes above and beyond World Health Organisation drinking water standards.

Easier to transport

The average houselot of traditional clay tiles requires an entire truck for transport. But that truck could carry 10 homes' worth of Gerard steel roofs, using less energy and therefore less carbon to transport.

Recyclable again and again

Steel can be recycled indefinitely, without losing any of its qualities. So a retired Gerard roof doesn't need to end up in landfill – it can simply be re-worked into another steel product.

INTRODUCING CONCEALED FASTENING

Profile: CF Shake
Colour: Charcoal Blend
Location: Northland, New Zealand
Architect: Arcline Architecture Ltd

Concealed Fastening technology delivers the ultimate in performance and style



Gerard's world-first fully Concealed Fastening (CF) system is a high-performing system designed for New Zealand's harsh weather conditions. The innovative design utilises an interlocking assembly that covers and protects fasteners from exposure to the elements, giving the roof a streamlined appearance and incredible weather performance.

Able to be installed on a ply substrate or on battens, this versatile system is suited to a wide range of applications making it a popular choice from the USA to Europe, Japan, and right here in New Zealand.





FEATURES
**CONCEALED
FASTENING**



AVAILABLE IN
SATIN FINISH

CALIBRE

Realise your architectural vision through the elegance of Calibre. With its clean, streamlined look and Concealed Fastening (CF) technology, Gerard's newest profile will elevate the appearance of any contemporary home.

Available in a wide array of satin colours. Colour options can be found on page 31.

Product Specifications

Overall length	1343 mm
Length of cover	1250 mm
Width of cover	252 mm
Roof cover / panel	0.32 m ²
Panels / m²	3.12
Weight / panel	2.1 kg satin
Weight / m²	6.5 kg satin
Minimum roof pitch	10°




CF SHAKE

Resembling the rustic charm of traditional wood shake, but with the strength and durability of steel. And our innovative Concealed Fastening (CF) technology provides the ultimate in weather security and style.

Available in 3 textured finish colours. Colour options can be found on page 32.

Product Specifications	
Overall length	1335 mm
Length of cover	1260 mm
Width of cover	370 mm
Roof cover / panel	0.47 m ²
Panels / m ²	2.15
Weight / panel	3.5 kg textured
Weight / m ²	7.5 kg textured
Minimum roof pitch	15°





Both images
Profile: CF Shake
Colour: Charcoal Blend
Location: Northland, New Zealand
Architect: Arcline Architecture Ltd



AVAILABLE IN
TEXTURED FINISH

FEATURES
**CONCEALED
FASTENING**





FEATURES
**CONCEALED
FASTENING**



AVAILABLE IN
TEXTURED FINISH

Both images
 Profile: CF Shingle
 Colour: Charcoal Blend



CF SHINGLE

Specifically designed to mimic the appearance of asphalt shingles, this profile combines a traditional look with a high-performance roofing system. Enjoy timeless aesthetics in a light-weight steel panel roof.

Available in 3 textured finish colours. Colour options can be found on page 32.

Product Specifications	
Overall length	1335 mm
Length of cover	1260 mm
Width of cover	370 mm
Roof cover / panel	0.47 m ²
Panels / m²	2.15
Weight / panel	3.5 kg textured
Weight / m²	7.5 kg textured
Minimum roof pitch	15°



CF SLATE

Capturing the subtle look and charm of low-profile slate, our Concealed Fastening (CF) technology allows you to enjoy all the refinement and beauty of stone with the security and strength of steel.

Available in 3 textured finish colours. Colour options can be found on page 32.

Product Specifications	
Overall length	1340 mm
Length of cover	1250 mm
Width of cover	250 mm
Roof cover / panel	0.31 m ²
Panels / m ²	3.2
Weight / panel	2.0 kg textured
Weight / m ²	6.4 kg textured
Minimum roof pitch	15°





This image
Profile: CF Slate
Colour: Charcoal Blend
Location: Bay of Plenty, New Zealand

Left
Profile: CF Slate
Colour: Charcoal Blend
Location: Auckland, New Zealand



AVAILABLE IN
TEXTURED FINISH

FEATURES
**CONCEALED
FASTENING**





Above

Profile: Shake

Colour: Charcoal


Location: Auckland, New Zealand

Right

Profile: Shake

Colour: Charcoal

Location: Waikato, New Zealand



AVAILABLE IN TEXTURED AND SATIN FINISHES

SHAKE

Irregular grooves give this profile a recurring yet organic pattern that works on a wide variety of homes and is both supremely versatile, and immensely popular.

Available in 29 colours - 19 in a satin finish and 10 in a textured finish. See colour options on pages 31-32.

Product Specifications

Overall length	1310 mm
Length of cover	1250 mm
Width of cover	370 mm
Roof cover / panel	0.46 m ²
Panels / m²	2.2
Weight / panel	2.9 kg textured / 2.1 kg satin
Weight / m²	6.6 kg textured / 4.7 kg satin
Minimum roof pitch	15°



MILANO

Balanced arches and flats create a perfectly elegant roof with a classic aesthetic. This timeless profile makes a strong statement, especially on steeply pitched roofs.

Available in 10 textured finish colours. Colour options can be found on page 32.

Product Specifications	
Overall length	1320 mm
Length of cover	1210 mm
Width of cover	368 mm
Roof cover / panel	0.45 m ²
Panels / m ²	2.2
Weight / panel	2.9 kg textured
Weight / m ²	6.4 kg textured
Minimum roof pitch	12°





AVAILABLE IN
TEXTURED FINISH

Above
Profile: Milano
Colour: Midnight
Location: Canterbury, New Zealand

Left
Profile: Milano
Colour: Charcoal
Location: Auckland, New Zealand



Above

Profile: Senator

Colour: Ravine

Location: Canterbury, New Zealand

Architect: Bob Burnett Architecture

Installed by: PlaceMakers SFI

Right

Profile: Senator

Colour: Charcoal

Location: South Island, New Zealand



**AVAILABLE IN
TEXTURED FINISH**

SENATOR

The distinctive vertical ridge adds refinement, giving the roof a timeless character. Senator is well known for the simplicity and uniformity it brings to a roof.

Available in 10 textured finish colours. Colour options can be found on page 32.

Product Specifications

Overall length	1320 mm
Length of cover	1250 mm
Width of cover	368 mm
Roof cover / panel	0.46 m ²
Panels / m²	2.2
Weight / panel	2.9 kg textured
Weight / m²	6.4 kg textured
Minimum roof pitch	15°




CLASSIC

A geometric profile with strong shapes and bold angles. The Classic profile is often used for homes where the roof is an architectural feature in its own right.

Available in 29 colours - 19 in a satin finish and 10 in a textured finish. See colour options on pages 31-32.

Product Specifications	
Overall length	1320 mm
Length of cover	1257 mm
Width of cover	369 mm
Roof cover / panel	0.46 m ²
Panels / m ²	2.2
Weight / panel	2.9 kg textured / 2.1 kg satin
Weight / m ²	6.4 kg textured / 4.7 kg satin
Minimum roof pitch	12°





AVAILABLE IN TEXTURED AND SATIN FINISHES

Above
Profile: Classic
Colour: Ironsand
Location: Auckland, New Zealand

Left
Profile: Classic
Colour: Ironsand



Above
Profile: Bond
Colour: Charcoal
Location: Auckland, New Zealand

Right
Profile: Bond
Colour: Grey Friars
Location: Auckland, New Zealand



AVAILABLE IN TEXTURED AND SATIN FINISHES

BOND

The traditional scalloped style of a tile roof that is often seen on traditional brick homes, but is equally appropriate above plaster or weatherboard exteriors.

Available in 29 colours - 19 in a satin finish and 10 in a textured finish. See colour options on pages 31-32.

Product Specifications

Overall length	1325 mm
Length of cover	1260 mm
Width of cover	368 mm
Roof cover / panel	0.47 m ²
Panels / m²	2.15
Weight / panel	3.0 kg textured / 2.1 kg satin
Weight / m²	6.4 kg textured / 4.5 kg satin
Minimum roof pitch	12°



SATIN COLOURS

With a crisp look that accentuates the roof pattern and details, Gerard's satin finish panels have a paint coating that's specially formulated to withstand New Zealand conditions.

Available for Calibre, Shake, Classic and Bond.



ALPINE STONE

LRV: 66.9 | TSA: 39.3



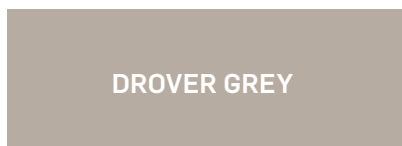
ANVIL

LRV: 8.26 | TSA: 92.4




BEIGE

LRV: 31.6 | TSA: 70.6




DROVER GREY

LRV: 38.6 | TSA: 66.7




EBONY

LRV: 4.6 | TSA: 95.5



FLAX

LRV: 5.6 | TSA: 94.8




GREY FRIARS

LRV: 9.1 | TSA: 92.3



GULL GREY

LRV: 47.6 | TSA: 58.5




IRONSAND

LRV: 6.7 | TSA: 93.6



KARAKA

LRV: 6.7 | TSA: 93.9



NEW DENIM BLUE

LRV: 9.8 | TSA: 91.3



PERMANENT GREEN

LRV: 9.2 | TSA: 88.4



SANDSTONE GREY

LRV: 26.8 | TSA: 78.6




SCORIA

LRV: 8.6 | TSA: 87.4




TERRACOTTA

LRV: 20.3 | TSA: 69.3




THUNDER GREY

LRV: 11.7 | TSA: 89.3



TIDAL GREY

LRV: 12.9 | TSA: 88.6



TITANIA

LRV: 65.5 | TSA: 42.2



WINDSOR GREY

LRV: 6.7 | TSA: 93.8

Gerard colours may vary from different manufacturers who may use different types of coating systems, gloss levels and application methods. Colours are as close to the finished product as the 4-colour printing process will allow. Please request a colour sample for the most accurate results.

TEXTURED COLOURS

Made with natural stone chips, Gerard's textured finish gives your roof a stronger, more substantial look, with added protection from the elements.

Available for Shake, Classic, Bond, Milano and Senator.




ASHWOOD

LRV: 16.2 | TSA: 84.9



AUTUMN

LRV: 5.8 | TSA: 87.7



CEDAR

LRV: 5.8 | TSA: 89.3



CHARCOAL

LRV: 3.5 | TSA: 96.7



ECLIPSE

LRV: 3.5 | TSA: 96.7



MIDNIGHT

LRV: 2.2 | TSA: 95




ONYX

LRV: 9.9 | TSA: 89.3




PEPPER

LRV: 7.9 | TSA: 90.4



TEAK

LRV: 5.1 | TSA: 92.8



RAINFOREST

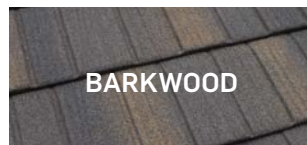
LRV: 4.4 | TSA: 95.4

Available for CF Shake and Shingle.



CHARCOAL BLEND

LRV: 3.5



BARKWOOD

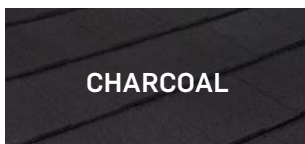
LRV: 4.8



WEATHERED WOOD


LRV: 5.3

Available for CF Slate.



CHARCOAL

LRV: 3.5 | TSA: 96.7




ASHWOOD

LRV: 16.2 | TSA: 84.9



MESQUITE

LRV: 3.8 | TSA: 93.2



WALNUT

LRV: 6.5 | TSA: 90.2

Light Reflectance Value (LRV) is an approximate measurement that tells you how much light a colour reflects, and conversely how much it absorbs. It can be used as an indication of how the roof will blend into the surrounding environment (earthy tones) or to match the lightness of other roofs in a subdivision.

Total Solar Absorptance (TSA) is the proportion of the total incident solar radiation absorbed by a roof (the remainder is reflected). A roof with a low TSA will reflect more heat than a roof with a higher TSA, and will keep the roof space and dwelling cooler on a hot day.

MATCHING TRIMS AND ACCESSORIES

Whatever style of roof you choose* there are matching trim options and accessories that are fully integrated and designed to suit your chosen style.

Roof trims

Angle trim



Barrel trim



Box trim



Long angle trim



*pictured options exclude Concealed Fastening profiles



Vents

Gerard vents are finished with the same coatings as your roof, so they'll match it perfectly. Plus they can be installed by the roofer – no need for a plumber to be working up top.

Gerard free-flow port

A low-profile port designed for extraction systems from kitchens, bathrooms and laundries. And with a large free vent area, it's also ideal for airflow and heat circulation in roof cavities.



Gerard sanitary port

Primarily intended to vent sewage systems, this port can also be used for general air/moisture extraction from kitchens, bathrooms and laundries.



Gerard solar brackets

Our solar brackets secure all kinds of solar panels and rails to a Gerard roof without penetrating the roof, thereby avoiding the potential for leaks. Ideally installed at the same time as the roof, they can also sometimes be retrofitted – ask us for more info about this.



STEEL ROOF, IRON-CLAD WARRANTY

Your roof is more exposed to the elements than any other part of your home. So it's good to know that Gerard roofs are designed for New Zealand conditions, and backed by a product warranty that's as transparent as it is thorough, providing you with both clarity and peace-of-mind.

TEXTURED FINISH WARRANTIES

PERFORATION WARRANTY	PAINT WARRANTY
30 YEARS	20 YEARS
TEXTURED FINISH	TEXTURED FINISH
STANDARD ENVIRONMENT	
More than 500 m from breaking surf	

PERFORATION WARRANTY	PAINT WARRANTY
15 YEARS	15 YEARS
TEXTURED FINISH	TEXTURED FINISH
CORROSIVE ENVIRONMENT	
Within 500 m of breaking surf	
Anything within 50 m East Coast and 100 m West Coast is not covered	

SATIN FINISH WARRANTIES

PERFORATION WARRANTY	PAINT WARRANTY
30 YEARS	15 YEARS
SATIN FINISH	SATIN FINISH
STANDARD ENVIRONMENT	
More than 500 m from breaking surf	

PERFORATION WARRANTY	PAINT WARRANTY
15 YEARS	10 YEARS
SATIN FINISH	SATIN FINISH
CORROSIVE ENVIRONMENT	
Within 500 m of breaking surf	
Anything within 50 m East Coast and 100 m West Coast is not covered	

This is intended as a warranty overview only, full details are laid out on the warranty certificate itself. If you're unsure about any aspect, or want to find out more, don't hesitate to get in touch with Gerard customer services on 0800 100 244; they have all the details. You can also visit our website www.gerardroofs.co.nz and download a copy of the certificate.