

# The Benefits of MossBoss

SIMPLE APPLICATION



Simply spray it on and let nature take it's course.

BIODEGRADABLE



MossBoss is Biodegradable.

BLEACH FREE



MossBoss is Bleach Free

EASY TO MAINTAIN



Re-apply at the first sign of regrowth.



## APPLICATION

- ✗ Do not mix with other chemicals.  
Do not apply if rain is expected within 12 hours.
- ✓ Add 1 part of MossBoss to 4 parts of clean water. 5 litres of MossBoss makes 25 litres of usable product. Stir well to ensure complete mixing.
- ✓ Apply with a low pressure garden sprayer. Best applied in dry overcast conditions. Thoroughly wet the surface and walk away. Leave for a few days and remove the dead growth with a stiff brush or high pressure hose or simply let the moss, lichen, algae and mould die and erode away with the weather. MossBoss does not show immediate results but it works slowly and effectively without damaging the surface. Roofs: When the roof is used for collection of drinkable water, ensure that the downpipes are disconnected for 3 – 4 downpours of heavy rain or 6mm of rain to remove the concentrate.

## COVERAGE

Coverage will depend on the amount of growth to be cleaned. On porous surfaces 1 litre will cover approximately 5 square metres and up to 10 square metres on non porous surfaces.

## STORAGE

- ✓ Store this product in its original container tightly closed away from direct sunlight. Dispose of empty container safely through an industrial waste collection.
- ✗ Do not store with foodstuffs, oxidising chemicals or acids.

## WARNING

This substance may be harmful if swallowed, inhaled or absorbed through the skin.

- ✗ Avoid breathing vapour and ensure adequate ventilation when using this product. Wear gloves, safety glasses and protective clothing. Wash hands after application and before meals. Wash splashes from skin immediately.
- ✗ DO NOT drink, eat or smoke while using the product. Keep away from foodstuffs. DO NOT allow the spray or chemical container to get into drains, ponds or streams. DO NOT allow children or pets to enter treated areas until the spray has dried.

## FIRST AID

For contact with eyes immediately rinse eyes with running water for 5 minutes and seek medical attention. For contact with skin, flush with plenty of water. If ingested, dilute the stomach with 2-3 glasses water, DO NOT induce vomiting & immediately call a doctor or POISON CENTRE (0800 POISON). Seek medical advice.

## LEAKS & SPILLS

Contain spillage with an absorbent material, sand or sawdust and dispose through an industrial waste collection. Please ensure you follow outdoor cleaning specifications thoroughly.

**GERARD**  
Roofing Designed to Endure

Contact Us:

90/80-104 Felton Mathew Avenue, St Johns, Auckland 1072  
Tel: 0800 100 244  
Email: [customerservice@gerardroofs.co.nz](mailto:customerservice@gerardroofs.co.nz)  
Website: [www.gerardroofs.co.nz](http://www.gerardroofs.co.nz)

# moss BOSS

BECOME THE BOSS - CONTROL THE MOSS



Get rid of moss, mould, mildew & lichen  
*simply spray it on and let nature take it's course!*

## What surfaces can it be used on?

- ✓ Asphalt
- ✓ Bricks & paving
- ✓ Canvas
- ✓ Cow Sheds
- ✓ Fibreglass boats
- ✓ Fibreglass hulls/topsides
- ✓ Fibrolite cladding
- ✓ Golf greens
- ✓ Hockey pitches
- ✓ Inflatable dinghies
- ✓ Oamaru stone
- ✓ Outdoor furniture
- ✓ Outdoor Pots
- ✓ Roofs
- ✓ Teak decks
- ✓ Tiles
- ✓ Vinyl cladding
- ✓ Yacht dodgers/sails
- ✓ Astroturf
- ✓ Butynol
- ✓ Concrete
- ✓ Driveways
- ✓ Flexipave
- ✓ Glasshouses
- ✓ Grouting
- ✓ Hinuera Stone
- ✓ Marble
- ✓ Limestone
- ✓ Paintwork
- ✓ Paths
- ✓ Patios
- ✓ Shade sails
- ✓ Tennis Courts
- ✓ Timber decks
- ✓ Weatherboards

## Why should you choose MossBoss?

MossBoss gets rid of moss, mould, mildew and lichen on roofs, pathways, patios, decks, fences, outdoor furniture and more.



Simply spray it on and let nature take it's course.



MossBoss is Biodegradable.



MossBoss is Bleach Free



Re-apply at the first sign of regrowth.

## The results speak for themselves!

### TIMBER CLADDING

Before MossBoss



After MossBoss




### METAL TILE ROOFING


Before MossBoss




After MossBoss



Before MossBoss



After MossBoss



### CONCRETE TILE ROOFING

Before MossBoss



After MossBoss



### BRICK WALL

Before MossBoss



After MossBoss

